

# UNIT 1 My Family

PART 1

## Lesson 1 Family Members

### Write About Family Members

Introduce one of your family members and write two sentences to tell what he/she does at home. You may use the key words and writing frames below.



### Word Bank

mother, father, brother, sister, grandma, grandpa

cook, drive, read, watch TV

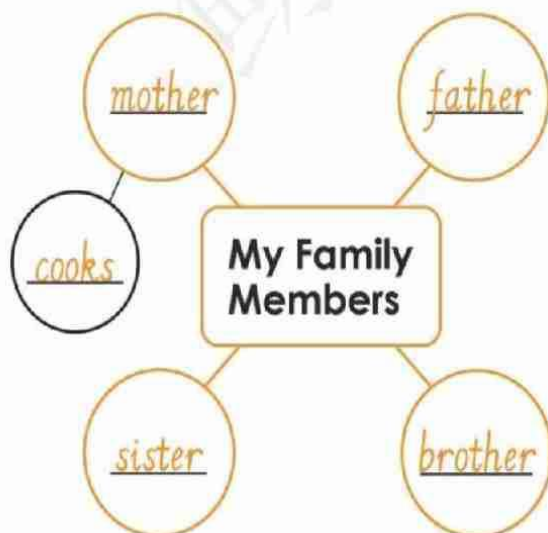
### Writing Frames

- My \_\_\_\_\_ is in my family.
- My \_\_\_\_\_ \_\_\_\_\_.

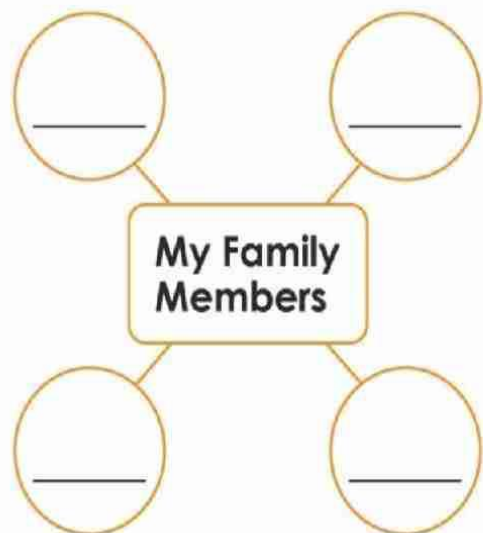
### Organize Ideas

- Fill in the Idea Web about your family members.
- Choose one of your family members and add information about what he/she does at home.

### Idea Web



### Idea Web for Me




GO ON →

# UNIT 1 My Family


## 2 Draw and Write

- Write what your family member does at home based on the Idea Web.
- Paste a photo or draw a picture of your family member.
- Add a title and check your words.

 My Mother  
by Jack



My mother is in my family.  
My mother cooks.

 My \_\_\_\_\_  
by \_\_\_\_\_

Paste a photo or draw a picture of your family member here.

My \_\_\_\_\_ is in my family.  
My \_\_\_\_\_.



Take a photo and upload it to WE platform.

GO ON →



# UNIT 1 My Family

## 3 Self-Evaluate

- Use the Writing Rubrics to check and self-evaluate your writing.

### Writing Rubrics

1 I wrote about \_\_\_\_\_  
\_\_\_\_\_

2 I organized my ideas in an Idea Web.

yes

no

3 My ideas were clear.

yes

no

4 I checked my words.

yes

no

5 This is the best part of my writing:  
\_\_\_\_\_  
\_\_\_\_\_

What do you think about your writing?  
Choose a face to color.

